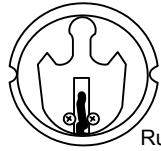




CYLINDER REQUIREMENTS, PREPARATION & INSTALLATION

CYLINDER & CAM REQUIREMENTS

Cylinder Requirements:
Mortise Cylinder 1-1/8"



9000 Models
Russwin Clover-Leaf Cam

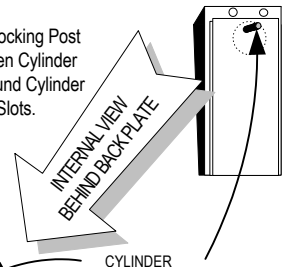


Centurion-PB and
Centurion-DX Trim:
Yale-type straight cam

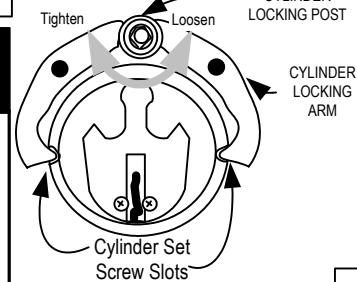
Trim with Classroom
Function (ANSI F05):
Adams-Rite -type short
straight cam



Rotate Cylinder Locking Post
to loosen or tighten Cylinder
Locking Arms around Cylinder
Set Screw Slots.



Tighten Loosen



CYLINDER
LOCKING ARM

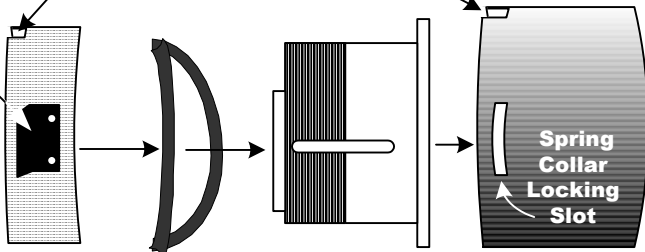
Cylinder Set
Screw Slots

CYLINDER PREPARATION

Align notch at top of

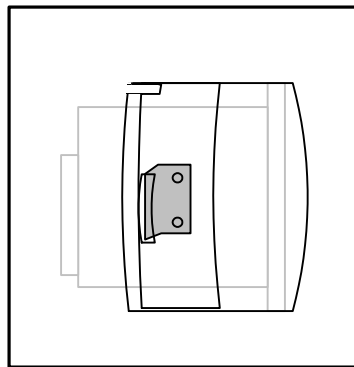
Cylinder Protector with notch at top of Spring Collar

SPRING
COLLAR CLIP
SLIPS INTO
SLOT OF
CYLINDER
PROTECTOR



Alum. Spring Collar Flat Spring Mortise Cylinder Hardened Steel
Cylinder Protector

Insert mortise
cylinder and flat
spring into cylinder
protector and lock
in place with the
spring collar.



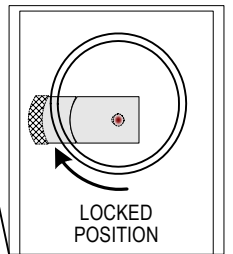
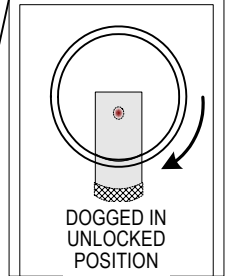
To remove...you must insert a small slotted head screwdriver into the
slots and "compress the spring clips" so it slides out of the slot.

CLASSROOM FUNCTION

INTERNAL VIEW OF QUICKSWITCH ASSEMBLY

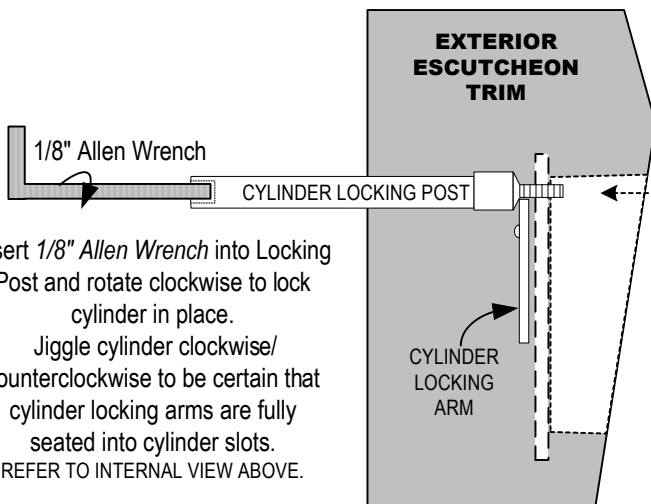
NOTE:

Cylinder is held in place by Cylinder Locking Arms seated in Cylinder Slots; and Cylinder Protector is held by Cylinder Locking Post seated in notch.



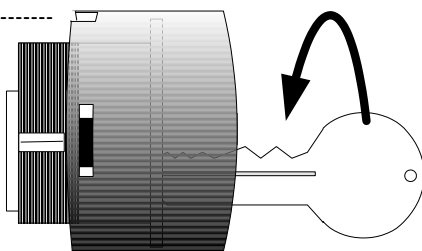
Cylinder assembly must be installed with trim in locked position - tab up.

CYLINDER INSTALLATION



Insert 1/8" Allen Wrench into Locking Post and rotate clockwise to lock cylinder in place.
Jiggle cylinder clockwise/ counterclockwise to be certain that cylinder locking arms are fully seated into cylinder slots.
REFER TO INTERNAL VIEW ABOVE.

Install cylinder with cylinder protector into exterior escutcheon trim by partially inserting key 1/2 way into cylinder and rotating cylinder clockwise to screw in.



INS UG CYLINDER & CAM PREPARATION v1.2.vsd Dated 4/17/03



**SECURITECH
GROUP INC.**

54-45 44TH STREET
MASPETH, NY 11378
(800) 622-LOCK
(718) 392-9000
FAX: (718)392-8944