



TIME-OUT ROOM
CONSTANT SUPERVISION LOCK




Corridor Side View



Paddle Model



Lever Handle Model



Optional Thru-Bolt Plate

Meets Local Codes For Detention (Time-Out) Rooms Within Schools Which Require Continuous Observation Of Person Within The Room

- Release Of Paddle Or Lever Retracts Deadbolts Instantly
- Conforms To Life Safety Codes While Providing Multi-Point Protection
- Easy Installation To Existing Doors
- Multi-Point Locking Resists "Break-Out" Attempts
- No Exposed Hardware Inside The Room
- 3-Point Locking; Primary, Top And Bottom Bolts
- Deflector Available To Protect Channels
- Field Adjustable To Heights 7' & Under
- Custom Models Available For Taller Doors
- Optional Stainless Steel Thru-Bolt Plates Provide Added Protection

Operating Instructions:
 Close door. Depress paddle (or lever) to project bolts. Releasing paddle (or lever) retracts all bolts.

Available Models:

#49PL33	3-points, paddle
#49PL22	2-points, paddle
#49PL11	1-point, paddle
#47PL33	3-points, lever
#47PL22	2-points, lever
#47PL11	1-point, lever

Optional Elements:

-TB	Thru-Bolt Plates (Top & Bottom Channels)
#DEF36	Top channel deflector (36")
#DEF32	Bottom channel deflector (32")

Product Performance:
 5 year guarantee on all moving parts.

Installation Information:
 No special tools or knowledge required.

DOOR & FRAME PREPARATION:
 No Special Prep Required.

HANDING:
 Paddle Is Non-Handed.

SIZE:
 Shipped Standard For 84" Or Less. Larger Sizes Available On Special Order.

j:\!!! binder 2001\4\CAT 4700 v2.vsd\page-1.as of 10/15/01

made in u.s.a.