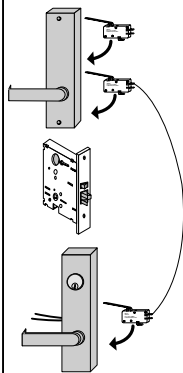


SIGNAL LOCK MAGLATCH MODELS



Maglatch Signal Locks provide electric release from an access control system or remote pushbutton for entry. Greater protection against forced entry is provided by an electromagnetic lock. They will integrate seamlessly with alarm or access control systems which require a signal to indicate a valid exit through the door. Electromagnetic lock release is invisible, as lever movement instantly cuts power to the electromagnetic lock before the latch is retracted.

SMM-D1



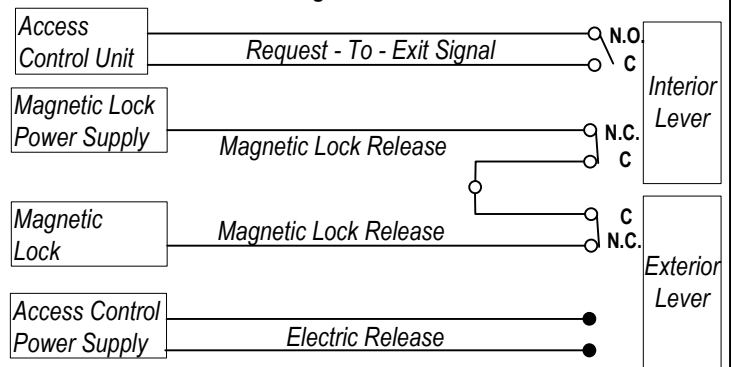
- Request-To-Exit From Interior Lever
- Electromagnetic Lock Release From Either Lever
- Mortise Latch Lock
- Electric Release & Keyed Entry From Exterior Lever (Fail-Secure)

The electromagnetic lock release switches are wired in series within the door. One leg leads to the power supply and the other leads to the magnetic lock, providing instant release upon lever movement via interrupting the line, not sending a release signal to a controller.

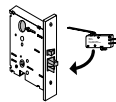
Location	Element	Wires
✓ Interior	R-T-E Switch	2
✓ Interior	Magnetic Lock Release	1
✓ Lock Body	No Switch	
✓ Exterior	24vDC Release (Fail Secure)	2
✓ Exterior	Magnetic Lock Release	1

Total Wires: 6

Wiring Information



SMM-D2

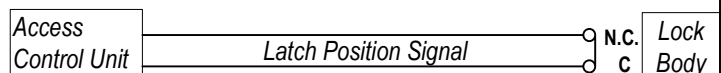


- All Features of SMMD1 &
- Latch Position Switch Within Mortise Latch Lock

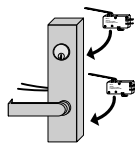
All Wiring From SMMD1 Plus

✓ Lock Body	Latch Position Switch	2
-------------	-----------------------	---

Total Wires: 8



SMM-D3




- All Features of SMMD1 &
- Key Usage Switch Within Exterior Lever Trim

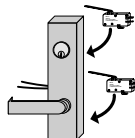
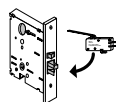
All Wiring From SMED1 Plus

✓ Exterior	Key Usage Switch	2
------------	------------------	---

Total Wires: 8



SMM-D4




- All Features of SMMD1 &
- Latch Position Switch Within Mortise Latch Lock
- Key Usage Switch Within Exterior Lever Trim

All Wiring From SMED1 Plus

✓ Lock Body	Latch Position Switch	2
✓ Exterior	Key Usage Switch	2

Total Wires: 10



- Re-Entry Models
- Exit Device Models
- Power Transfers
- See Notes On Electrolatch Page