





ELECTROLATCH & MAGLATCH EXIT DEVICES



**SEE FULL CATALOG CUT
 IN HIGH-SECURITY EXIT
 DEVICE SECTION**



Traditional Exit Device
 Operation With Wide Range Of
 Electric & Signaling Features

- Electric Control Trim Does Not Require Special Power Supply
- No Special "In-Rush" Requirements
- Electric Release In The Lever Handle Unit, Not Electric Strike Or Electric Latch Retraction
- Rim, Mortise, Surface Vertical Rod & Concealed Vertical Rod Models
- UL Listed & Fire-Rated Models
- Maglatch Series Operates Electromagnetic Lock For "Dual-Locking"
- Rim & Vertical Rod Models Available For Narrow Stile Doors
- Optional Signal Switches For Access Control Or Alarm System (R-T-E)
- Field Sizable
- Dogging Available (Non-Fire Rated Models)
- Optional Rear Armored Cable For Easy Retrofit Wiring
- Full Range Of Functions And Exterior Entry Capability
- Exterior Trim Units Accept Standard, High-Security And Removable Core Cylinders

made in u.s.a. \\mark3\id lit & stuff\!!! binder 200111 newA25 CAT Maglatch Custom Models V3.vsd\page-21as of 3/25/02