

GG Style

- Electrolatch
- Maglatch
- Auto-Bolt
- LX Retrofit
- Exit Devices
- Guardian
- Arte (interior)

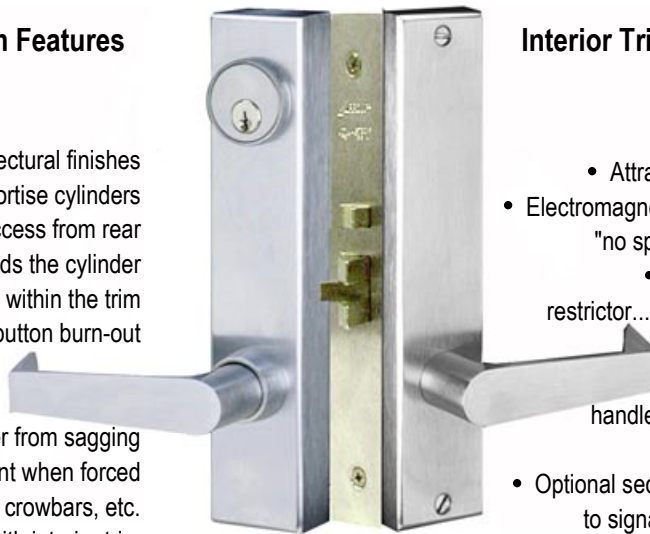
Beauty...Durability...Vandal-Resistance... GG Trim has it all!

Exterior Trim Features

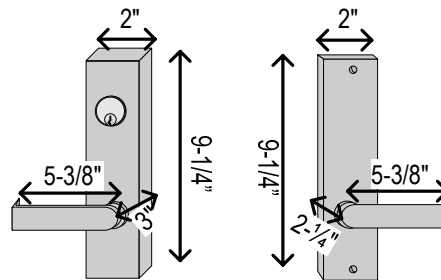
- Narrow design with architectural finishes
 - Mechanical key release...works with all mortise cylinders
 - Cylinder held in place at two locking points - access from rear
 - Wrench resistant collar surrounds the cylinder
 - Electric release...interior solenoid protected within the trim
- Thermasol solenoid...thermostat prevents stuck-button burn-out
 - Electromagnet cut-off switch...invisible "no special knowledge" release (Maglatch)
- Independent lever spring...guaranteed to prevent lever from sagging
- LeverEx2™ slip-clutch lever handle...internal stop point when forced
- Stainless steel or brass lever handle...resists prying, crowbars, etc.
 - Thru-bolted trim...two 3/16" dia. screws mate with interior trim

Interior Trim Features

- Attractive architectural design
- Electromagnet cut-off switch...invisible "no special knowledge" release
 - Built-In lever movement restrictor...reduces lock wear & tear
- ADA compliant lever handle...stainless steel or brass construction
- Optional second switch...can be used to signal alarm or access control


Slip-Clutch Lever


GG Style exterior trim includes Securitech's LevereX2 slipclutch system - the same "breakaway" action as the UG trim, but with an internal stop which prevents the lever from moving more than 70°.

DIMENSIONS


When required, custom mounting plates are available for use with different manufacturers' exit devices. Contact factory for details.

LR Series Trim

Durability for narrow-stile doors and gates

Dimensions are similar to GG Series

LR Style

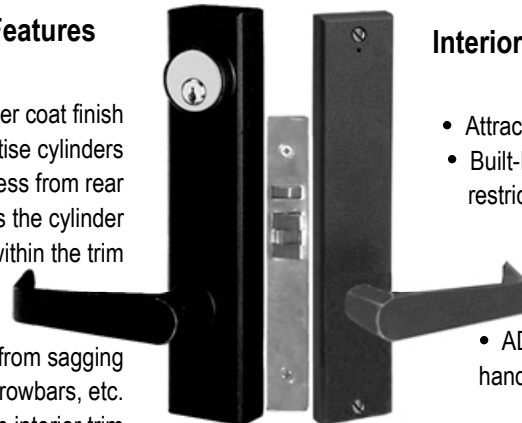
- Electrolatch
- Auto-Bolt (interior)

Exterior Trim Features

- Narrow design with powder coat finish
 - Mechanical key release...works with all mortise cylinders
 - Cylinder held in place at two locking points - access from rear
 - Built-in collar surrounds the cylinder
 - Electric release...interior solenoid protected within the trim
 - Thermasol solenoid...thermostat prevents stuck-button burn-out
- Independent lever spring...guaranteed to prevent lever from sagging
- Stainless steel lever handle...resists prying, crowbars, etc.
- Thru-bolted trim...two 3/16" dia. screws mate with interior trim

Interior Trim Features

- Attractive narrow design
- Built-In lever movement restrictor...reduces lock wear & tear
- ADA compliant lever handle...stainless steel construction


Custom Trim

Securitech can customize trim to meet special security or life safety needs. Contact the factory with special operational, safety or security info.

Optional Lever Designs


Special lever designs are available on special order for use with "GG" trim to match other mfrs. trim used on a project.

Trim Finishes

UG & LR trim are furnished in 676 (powder coat black, "wrinkle" texture). Custom powder coat colors available on special order. GG trim available in 626 (satin chrome) or 605 (satin brass) finish. Contact factory for special finishes.