



SECURITECH GROUP, INC.

MAGLATCH™ SERIES 9000
TRIM TEMPLATE FOR USE WITH
9010, 9012, 9016, 9020, 9022, 9030, 9032, 9034-HA

DOOR & FRAME PREPARATION INFO:

The mortise lock opening is 1-1/4"X8". Refer to ANSI 115.1 door and frame preparation for 1000 series mortise lock.

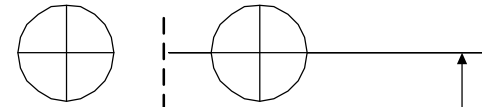
Four wires (two wires for 9010, 9012, 9016) are to be brought from the frame to the lock area of the door. Review the specification to see if an electrified hinge or power transfer cord is to be used.

Stock doors with mortise lock preparation may be used.

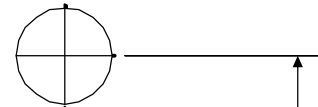
Please contact SECURITECH with any questions:

(718) 392-9000
Fax: 392-8944

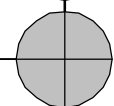
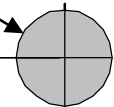
1/4" Hole exterior
7/16" Hole Interior



1/2" Hole Through Door

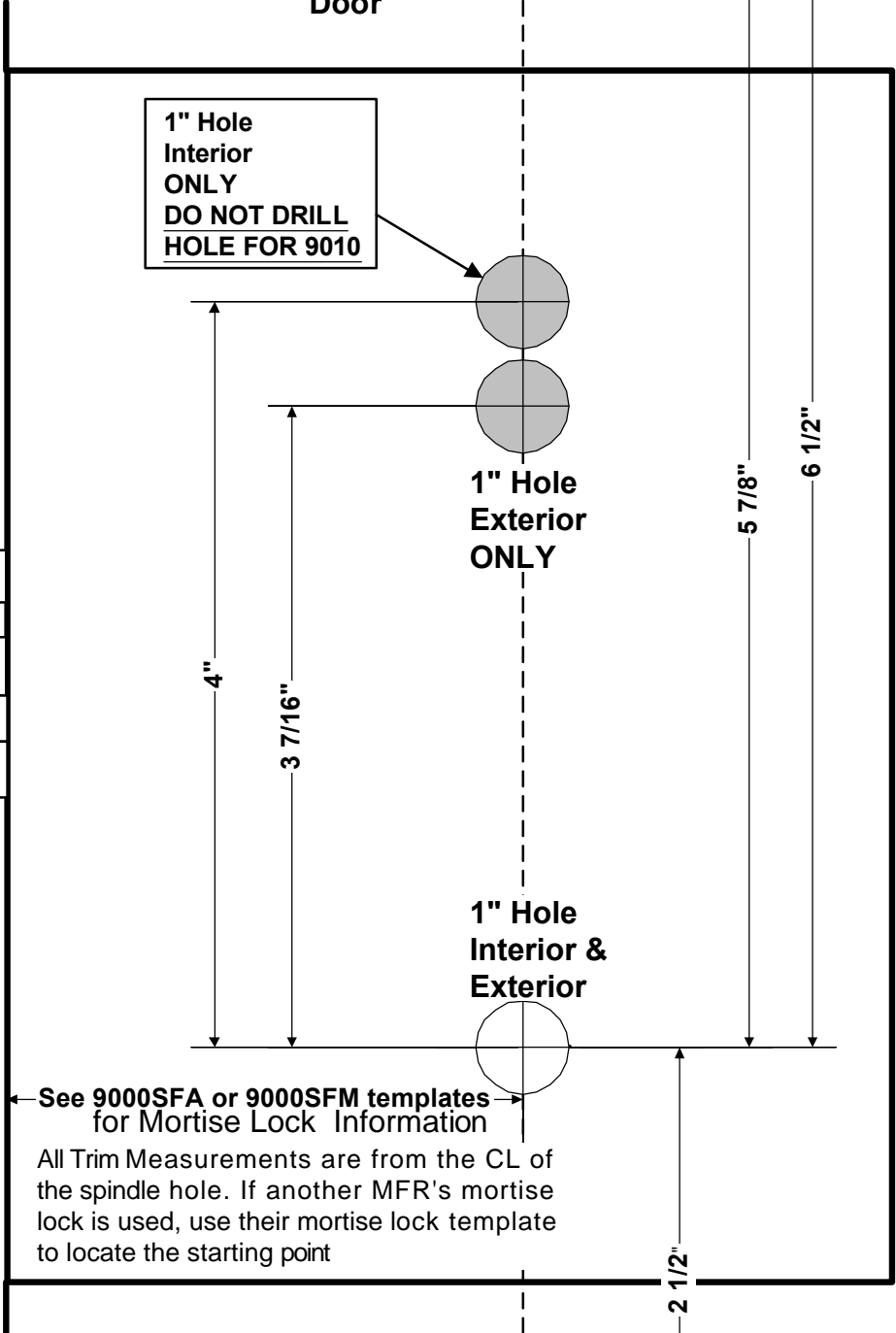


1" Hole Interior ONLY
DO NOT DRILL HOLE FOR 9010



1" Hole Exterior ONLY

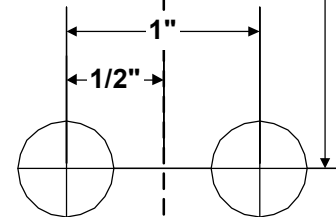
1" Hole Interior & Exterior



All Trim Measurements are from the CL of the spindle hole. If another MFR's mortise lock is used, use their mortise lock template to locate the starting point

A Note About Templates:

Any reproduction of this template, via fax, photocopy or digital transmission, renders it **Not To Scale.**



1/4" Hole exterior
7/16" Hole Interior