

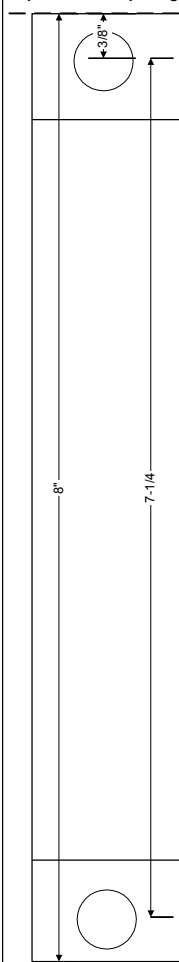
LIGHT holes are interior.

DARK holes are for exterior.

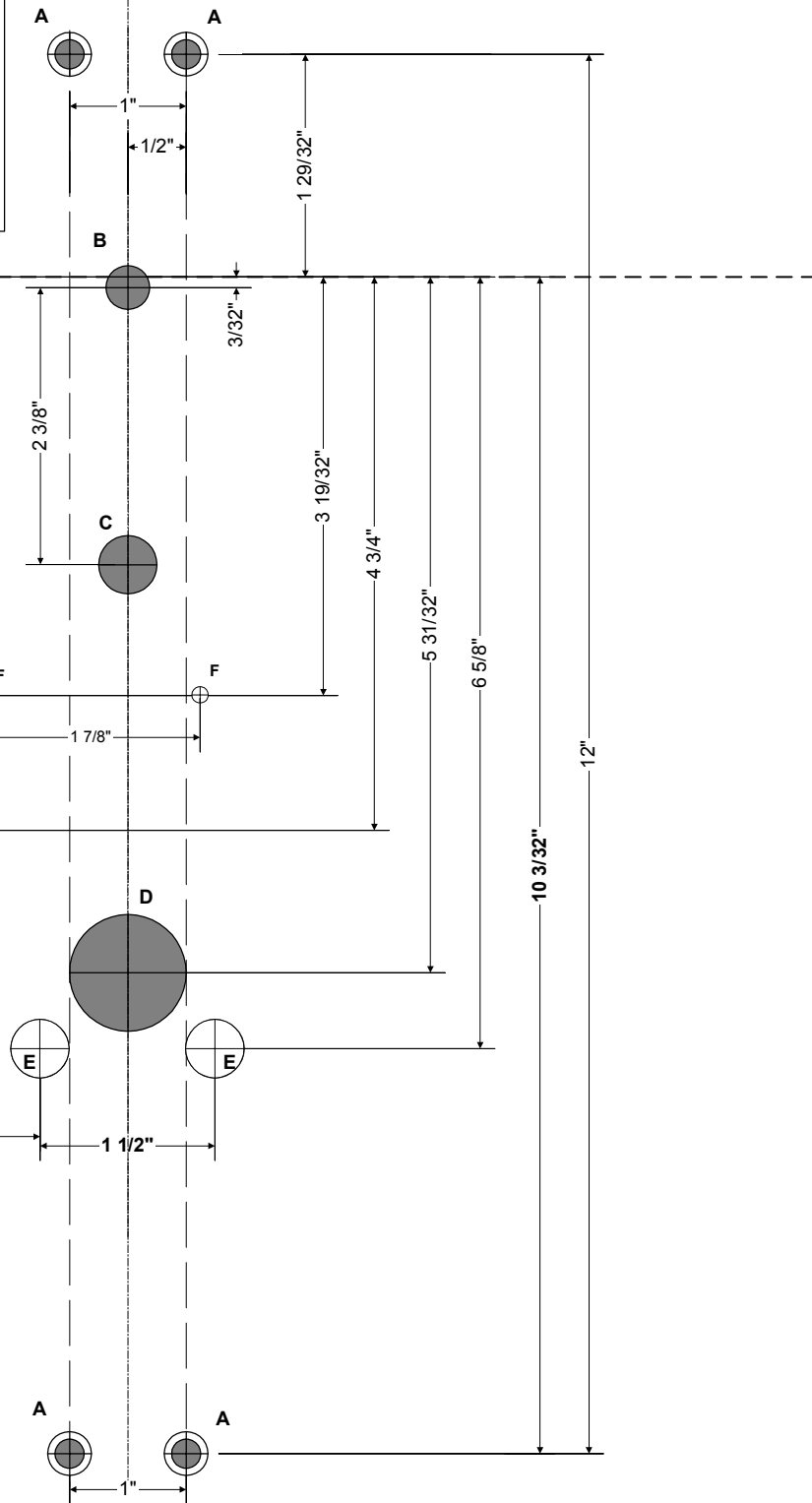
LHR

Hole Dimension Chart		
Hole Designation	Interior Size(Dia.)	Exterior Size(Dia.)
A Trim Mounting	3/8"	1/4"
B Cylinder Locking Post	None	3/8"
C Wire Access (For Electric Models Only)	None	1/2"
D Spindle	None	1"
E Lower Side Arm Bracket Mounting	1/2"	None
F Upper Side Arm Bracket Mounting	9/64"	None
H Lifter Arm	5/8"	None
H1 Lifter Arm	Cut-Out As Shown	None

Top Of Mortise Opening



VERTICAL REFERENCE LINE, ADJUST FOR BEVEL OF DOOR



A Note About Templates:
Any reproduction of this template, via fax, photocopy or digital transmission, renders it **Not To Scale**.

TMP8XPanLev-UG Template
For use with Models 8X26, 8X40, 8X95 & 8X98
All measurements are from the CL of the door edge
Adjust all measurements for the door bevel
Strike Prep - Standard 4-7/8"
Top Of Mortise Opening To Top Of 4-7/8" Strike In Frame: Standard 1-3/16"

SECURITECH GROUP, INC.
54-45 44TH STREET MASPETH, NY 11378
(718)392-9000 FAX: (718)392-8944

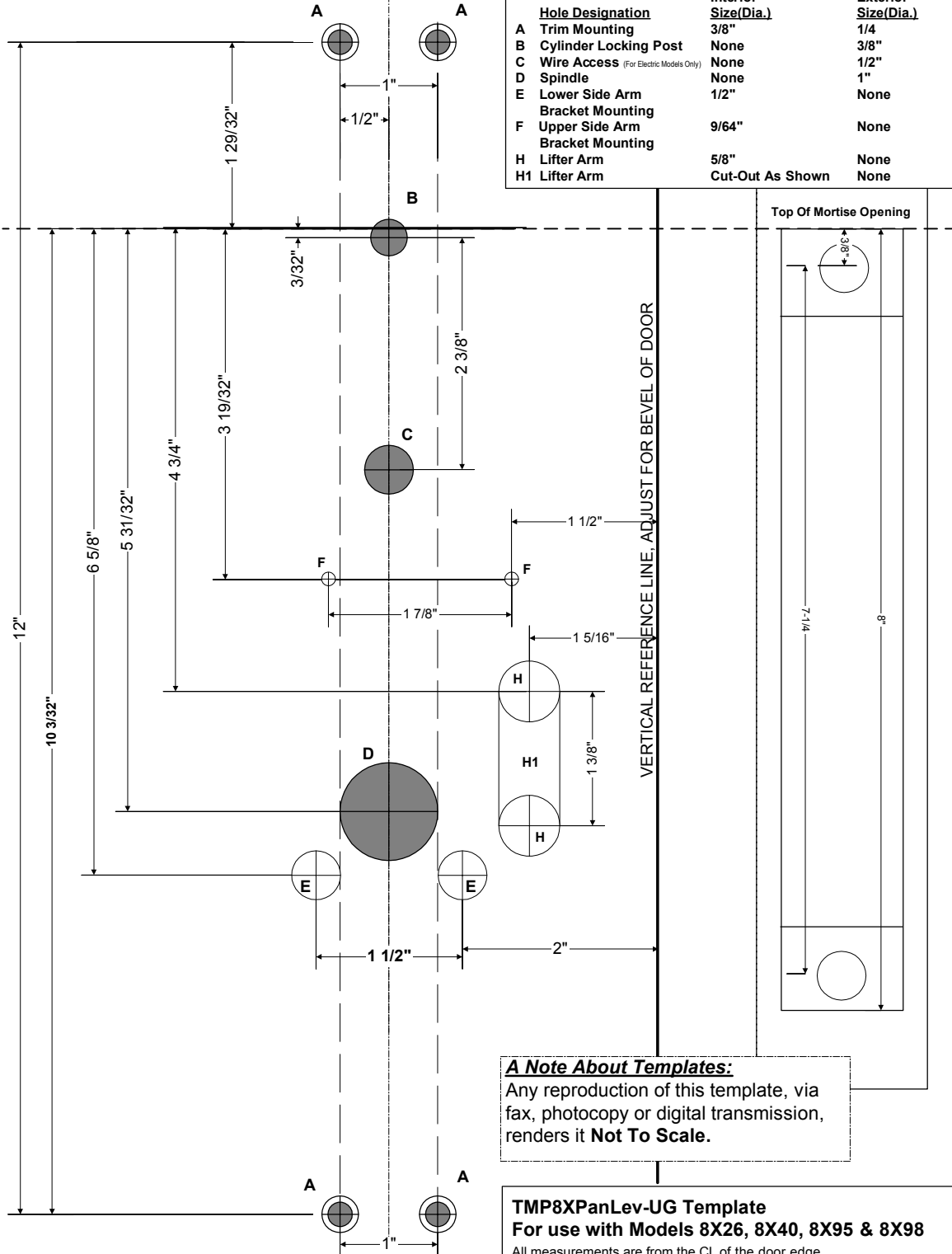
FLAT TO 1/8" IN 2" FRONT BEVEL
ADJUST TEMPLATE FOR DOOR BEVEL

LIGHT holes are interior .

DARK holes are for exterior.

RHR

Hole Dimension Chart		
Hole Designation	Interior Size(Dia.)	Exterior Size(Dia.)
A Trim Mounting	3/8"	1/4"
B Cylinder Locking Post	None	3/8"
C Wire Access (For Electric Models Only)	None	1/2"
D Spindle	None	1"
E Lower Side Arm Bracket Mounting	1/2"	None
F Upper Side Arm Bracket Mounting	9/64"	None
H Lifter Arm	5/8"	None
H1 Lifter Arm	Cut-Out As Shown	None



A Note About Templates:
Any reproduction of this template, via fax, photocopy or digital transmission, renders it **Not To Scale**.

TMP8XPanLev-UG Template
For use with Models 8X26, 8X40, 8X95 & 8X98
All measurements are from the CL of the door edge
Adjust all measurements for the door bevel
Strike Prep - Standard 4-7/8"
Top Of Mortise Opening To Top Of 4-7/8" Strike In Frame: Standard 1-3/16"