

FLAT TO 1/8" IN 2" FRONT BEVEL
ADJUST TEMPLATE FOR DOOR BEVEL

LIGHT holes are interior .

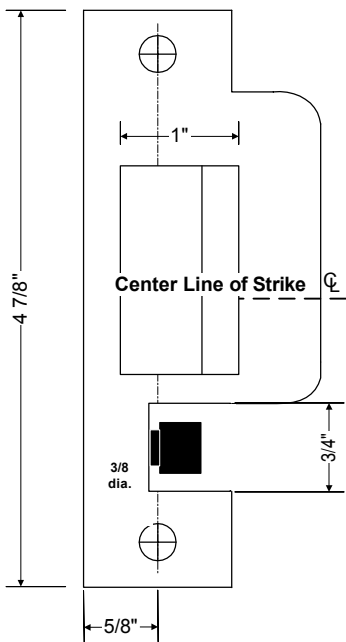
DARK holes are for exterior.



2-3/4" Backset

Hole Dimension Chart		
Hole Designation	Interior Size(Dia.)	Exterior Size(Dia.)
A Trim Mounting	1/4"	3/8
D Spindle	1"	1"
E Surface Housing Mounting Holes	#14 Screws	None

Top Of Mortise Lock Body



Omit Strike on Vertical Bolt Only Models

A Note About Templates:

Any reproduction of this template, via fax, photocopy or digital transmission, renders it **Not To Scale.**

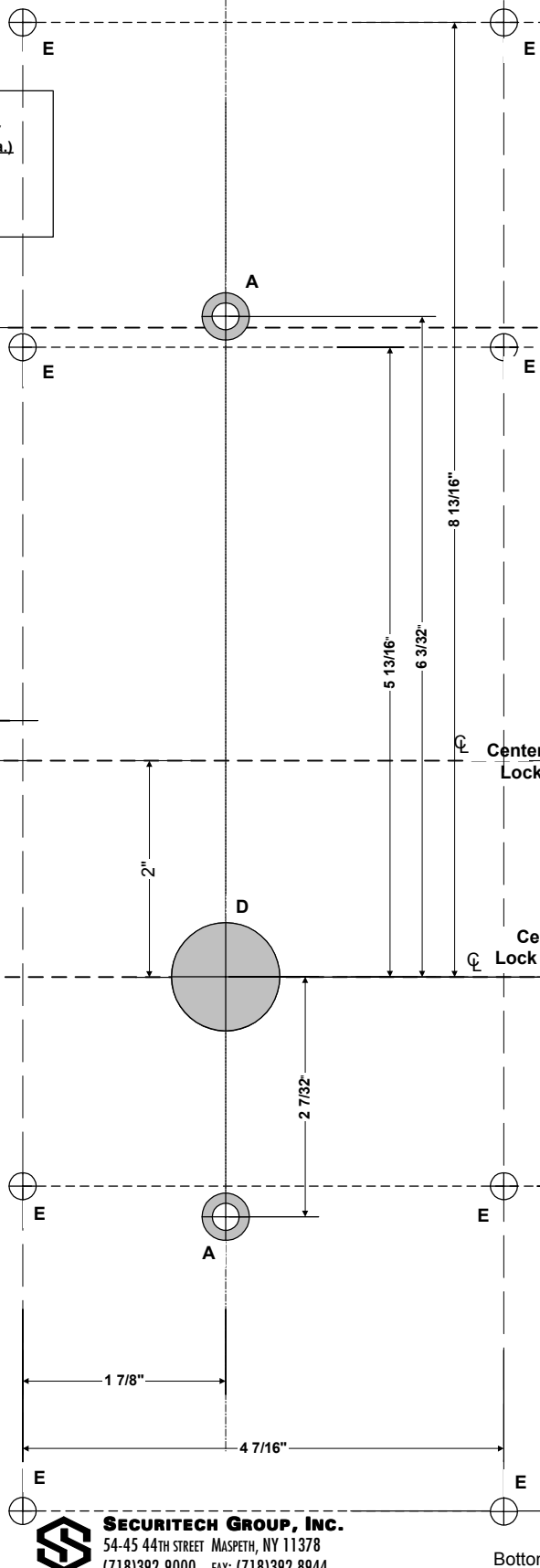
TMP8XPanLev-GG-SH-VC Template
For use with Models 8XC44

All measurements are from the CL of the door edge
Adjust all measurements for the door bevel

From bottom of door to center line of lock body is 40"

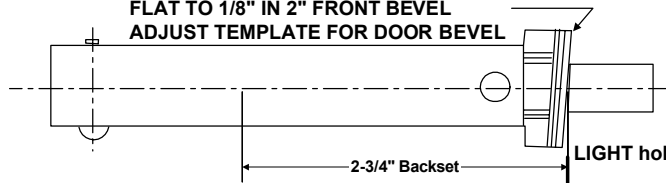
All vertical measurements are from the center line of spindle hole

VERTICAL REFERENCE LINE: ADJUST FOR BEVEL OF DOOR



SECURITECH GROUP, INC.
54-45 44TH STREET MASPETH, NY 11378
(718)392-9000 FAX: (718)392-8944

FLAT TO 1/8" IN 2" FRONT BEVEL
ADJUST TEMPLATE FOR DOOR BEVEL



LIGHT holes are interior .

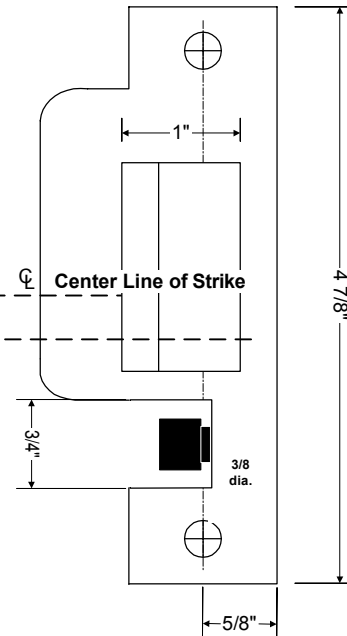


DARK holes are for exterior.



Hole Dimension Chart		
Hole Designation	Interior Size(Dia.)	Exterior Size(Dia.)
A Trim Mounting	1/4"	3/8
D Spindle	1"	1"
E Surface Housing Mounting Holes	#14 Screws	None

Top Of Mortise Lock Body



Omit Strike on Vertical Bolt Only Models

A Note About Templates:

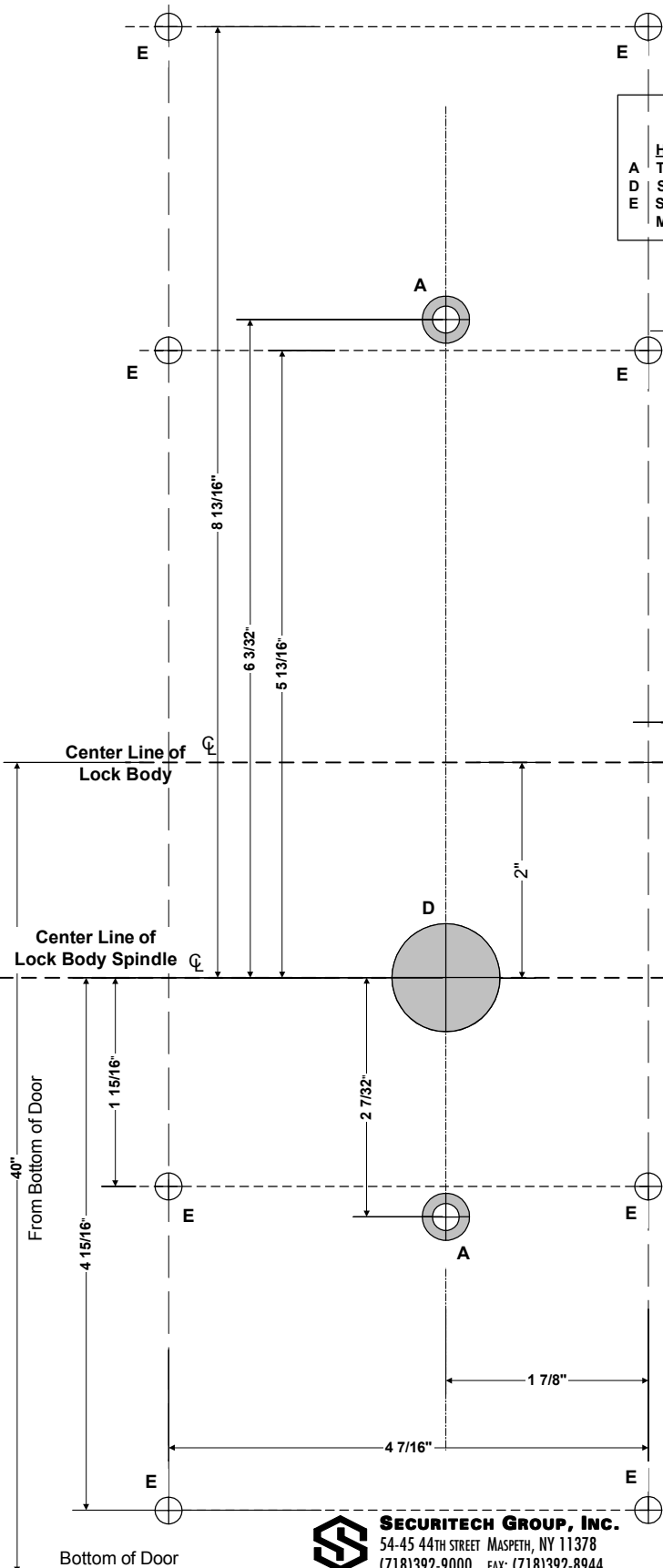
Any reproduction of this template, via fax, photocopy or digital transmission, renders it **Not To Scale**.

TMP8XPanLev-GG-SH-VC Template For use with Models 8XC44

All measurements are from the CL of the door edge
Adjust all measurements for the door bevel

From bottom of door to center line of lock body is 40"

All vertical measurements are from the center line of spindle hole



SECURITECH GROUP, INC.
54-45 44TH STREET MASPETH, NY 11378
(718)392-9000 FAX: (718)392-8944