


Hole Number: Hole Size (dia.)

- 1) Knob / Lever 1"
- 3) Outside Cylinder 1-3/8"
- 4) Thumbturn 3/4"

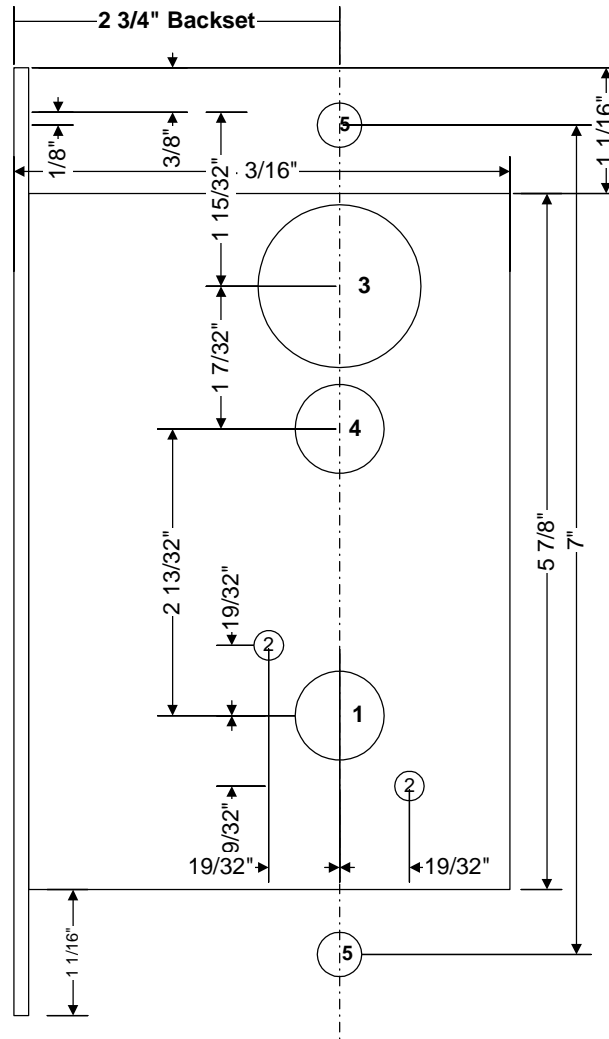
Notes:  
 1) For Top & bottom rods holes see template #5XXXDB

**A Note About Templates:**

Any reproduction of this template, via fax, photocopy or digital transmission, renders it **Not To Scale**.

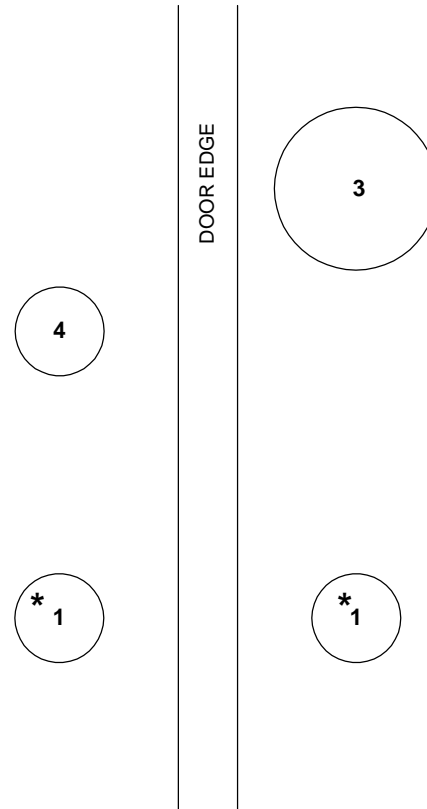


**SECURITECH™**  
 TEMPLATE #5XXXF17  
 FOR USE WITH MODEL # 52XXV  
 FUNCTIONS: F17



INTERIOR

EXTERIOR



\* NOTE: If trim is not used DO NOT DRILL the two #1 holes