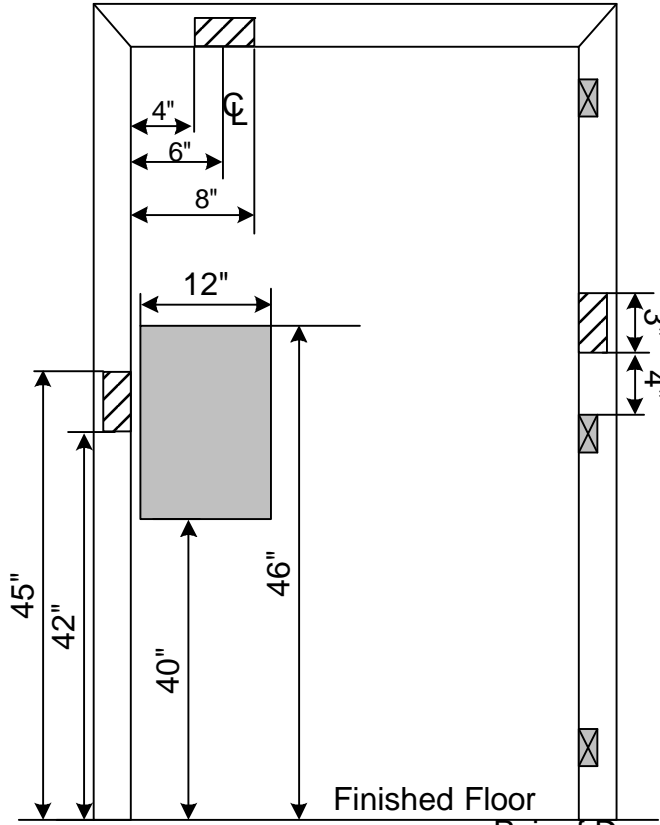




**Template #TMP49 Grout Box Frame and Door Preparation**

All metal grout boxes shall be installed in frame prior to shipping to the jobsite. All boxes will be a minimum of 3" in length x thickness of doorstop x 5/8" in depth

Single Door (LHR Shown - RHR opposite)






Bottom of box 4" above top of center hinge location.

**Not To Scale.**

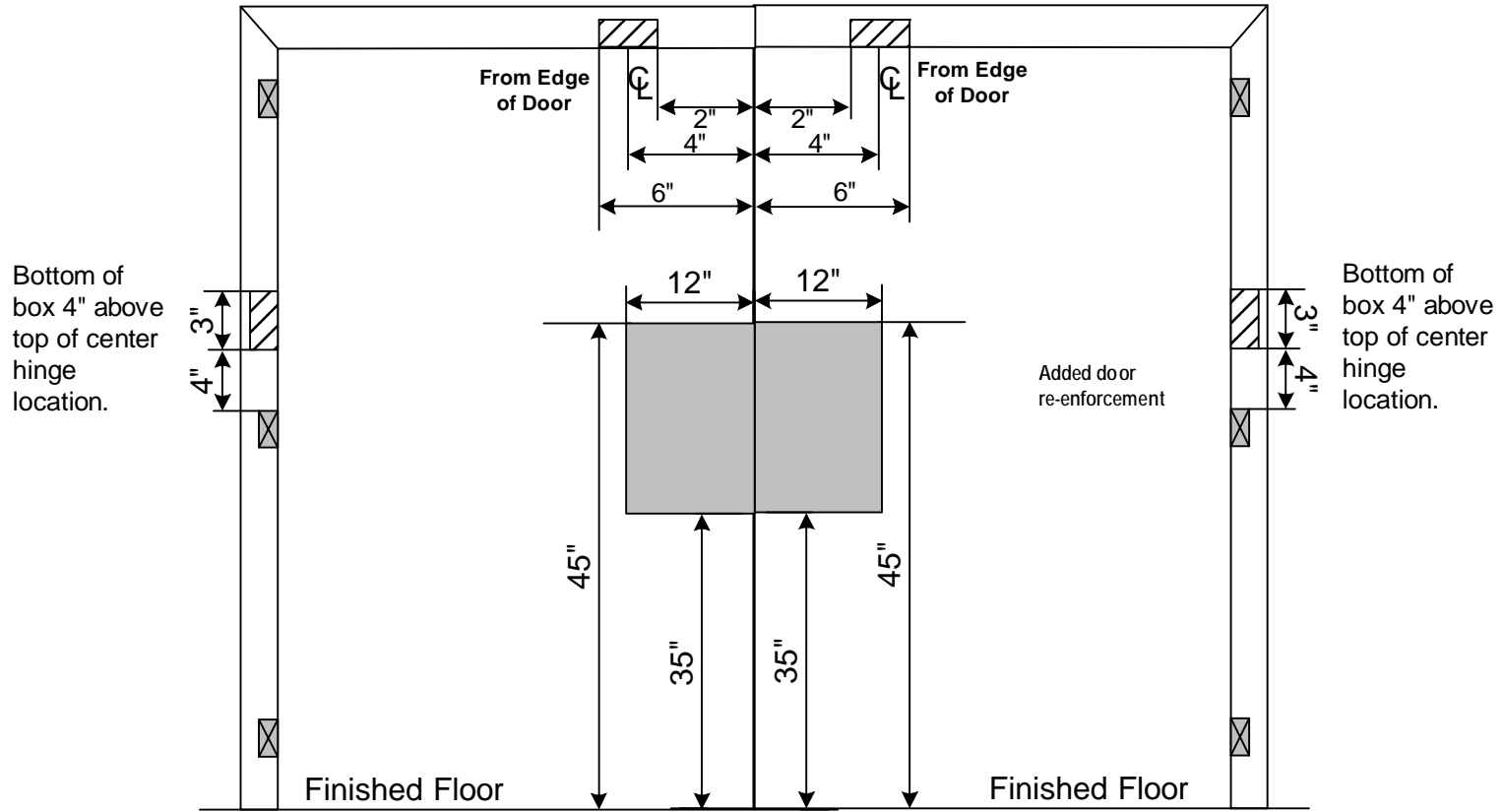
**SECURITECH GROUP, INC.**  
 54-45 44TH STREET MASPETH, NY 11378  
 (718)392-9000 FAX: (718)392-8944

Template # TMP49GroutBox.vsd As of 3/29/04 RQ

**Legend**

-  Grout Box
-  Door hinge
-  Added door re-enforcement

Pair of Doors 4935P or 4900 x 4821V



Bottom of box 4" above top of center hinge location.

Bottom of box 4" above top of center hinge location.

Added door re-enforcement